




Your Yearbook Is Interactive with **Aurasma**!

Aurasma is an app that allows users to hold a mobile device over certain “trigger” photos and a video will appear on the device. Your yearbook contains many other photo triggers inside. The photos inside the yearbook with a cardinal graphic will be the “trigger”.

See your yearbook come to life! Here's how:

1. Visit the App Store or Google Play and download the free **Aurasma** app.
2. Launch the app and tap the account icon  in the upper left corner to create a new account (or login if you already have an Aurasma account).
3. On the Profile screen, tap **Done**.
4. In the search box, type: *Fall Creek Elementary* and tap **Search** or **Done**.
5. Select *Fall Creek Elementary* and then tap **Follow**.
6. Tap **Back**, and then **Cancel** to return to the Explore screen.
7. Tap  and point the viewfinder over any photo in the yearbook with this red cardinal in the photo . These photos trigger photo slideshows or videos that will play on your mobile device. Now watch your yearbook come to life.
8. Once a video has launched it will stretch it to full screen. Double tap again to exit a video.

Helpful Tips for using Aurasma:

- *Be patient when holding the viewfinder over a trigger photo. Sometimes it takes a minute to load.*
- *If after you have loaded the Aurasma app you cannot get the videos to load you might try another mobile device, or try deleting and reloading the app. Aurasma will not work on devices that are low on memory.*
- *If the videos were loading successfully on your device at some point, but you have tried again and they are now not loading, try deleting the app and reloading it.*
- *You must allow camera access on the app. You may have to go to settings to allow camera access if you click “no” to camera access when creating your account.*
- *You must follow “Fall Creek Elementary” to view the yearbook videos on the app.*